

MATOKEO YA RIPOTI YA 13 YA TEITI KWA MWAKA 2020/2021

Idadi ya kampuni zilizoripoti = 45

Kampuni za Madini - 26

Kampuni za Mafuta na Gesi Asilia - 7

Kampuni zinazotoa huduma - 12

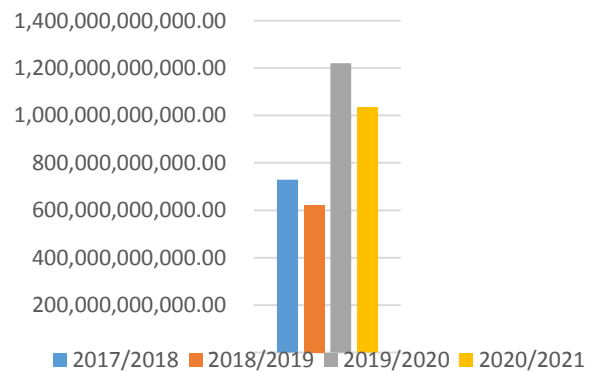
**Mapato ya Serikali kwa mwaka 2020/21 kutoka
kwenye sekta ya uziduaji**

**Mtiririko wa Mapato kuanzia mwaka
2017/18 to 2020/21**

**Mapato ya Serikali
ni TZS trilioni 1.03
kwa mwaka wa
fedha 2020/2020**



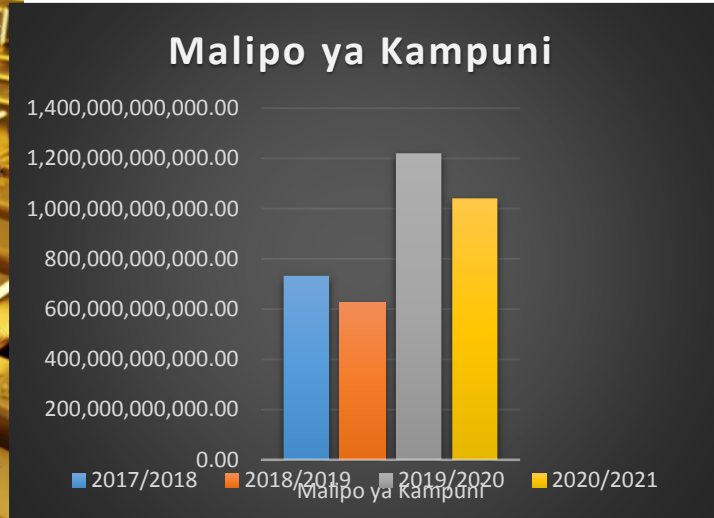
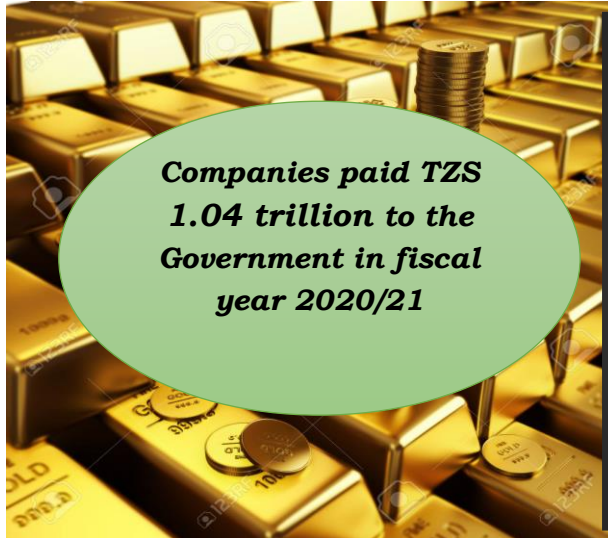
Mapato ya Serikali



MALIPO YA KAMPUNI ZA MADINI, MAFUTA NA GESI ASILIA KWA MWAKA 2020/21

Malipo ya Kampuni za Madini, Mafuta na Gesi Asilia kwa mwaka wa fedha 2020/21

Malipo ya Kampuni za Madini, Mafuta na Gesi Asilia kwa kipindi cha mwaka 2017/18 to 2020/21



Maelezo kwa Ufupi

TEITI ni nini?

TEITI ni kifupisho cha “*Tanzania Extractive Industry Transparency Initiative*” ambayo ni sehemu ya Asasi ya Kimataifa inayohamasisha uwazi na uwajibikaji katika usimamizi wa rasilimali madini, mafuta na gesi asilia.

Nini Umuhimu a TEITI?

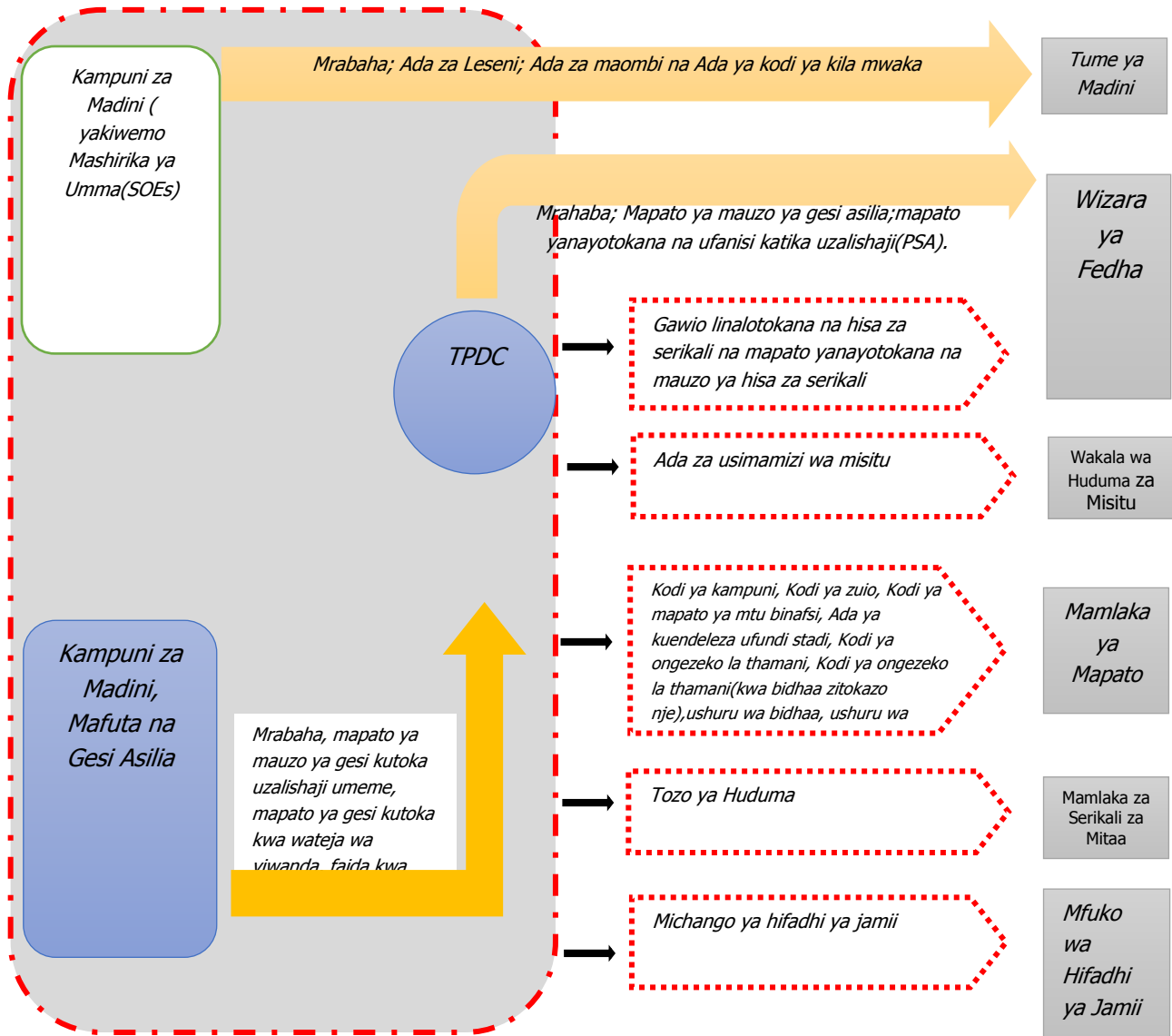
Umuhimu wa TEITI ni kuhamasisha uwazi na uwajibikaji katika usimamizi wa rasilimali madini, mafuta na gesi asilia kwa kuweka wazi malipo ya kodi kutoka kwenye kampuni za uzidujaji na mapato yaliyopokelewa serikalini. Pia, kuongeza ufahamu kwa umma kwa kuweka wazi malipo yatokanayo na madini, mafuta na gesi asilia, hivyo kuongeza ushiriki wa wananchi katika usimamizi wa sekta za madini, mafuta na gesi asilia.

Maelezo ya Ripoti ya 13 ya TEITI

Ripoti ya kumi na tatu (13) ya TEITI inatoa taarifa na takwimu za kodi zilizolipwa na kampuni za madini, mafuta na gesi asilia pamoja na mapato yaliyopokelewa na taasisi za serikali kwa mwaka wa fedha 2020/2021. Aidha ripoti hii inalinganisha malipo na mapato hayo kwa lengo la kubaini kama fedha zimeingia katika mfumo wa Serikali. Maandalizi ya ripoti hii yalitanguliwa na zoezi la uchambuzi wa kampuni zote zinazofanya shughuli za utafutaji na uchimbaji wa rasilimali madini, mafuta na gesi asilia katika mwaka wa fedha 2020/2021. Lengo la uchambuzi huo ni kubaini kiwango cha kodi kilicholipwa kutoka katika kampuni za madini, mafuta na gesi asilia.

Kulingana na kiwango cha chini cha malipo kilichopendekezwa cha Shilingi 1,000,000,000, kampuni 55 zilichaguliwa kuingia katika zoezi la ulinganishi (zikihusisha kampuni 3 zinazomilikiwa na Serikali). Kampuni zote 55 zilitakiwa kuwasilisha taarifa kwa ajili ya maandalizi ya ripoti ya TEITI ila kutokana na sababu mbalimbali hadi kufikia hatua za mwisho za maandalizi ya ripoti kampuni 45 tu ndizo zilizowasilisha taarifa na kufanyiwa ulinganishi.

JEDWALI LA MALIPO YALIYOFANYWA NA KAMPUNI ZA MADINI, MAFUTA NA GESI ASILIA KWENDA SERIKALINI



MAPATO YA SERIKALI KUTOKA SEKTA YA UZIDUAJI KWA MWAKA 2020/2021 KWA KAMPUNI ZILIZOLINGANISHWA



+



Sekta Gesi Asilia na mafuta TZS Bilioni 183.3 sawa na asilimia 17.70 ya mapato ya serikali kutoka katika sekta ya madini, mafuta na gesi asilia

Sekta ya Madini TZS Bilioni 731.1 sawa na asilimia 70.58 ya mapato ya serikali kutoka sekta ya madini, mafuta na gesi asilia

Kampuni zinazotoa huduma TZS 121.5 bilioni sawa na asilimia 11.73 ya mapato ya serikali kutoka sekta ya madini, mafuta na gesi asilia

MCHANGO WA KAMPUNI 20 ZILIZOCHANGIA ZAIDI KATIKA PATO LA SERIKALI KWA MWAKA
2020/2021

| | |
|--|----------------------|
| GEITA GOLD MINING LIMITED | 466.0 bilioni |
| SAMAX RESOURCES LTD. | 110.3 bilioni |
| NORTH MARA GOLD MINE LIMITED | 98.4 bilioni |
| M&P EXPLORATION PRODUCTION TANZANIA LIMITED | 89.2 bilioni |
| PAN AFRICAN ENERGY TANZANIA LIMITED | 73.1 bilioni |
| SHATA MINING COMPANY LIMITED | 62.3 bilioni |
| BULYANHULU GOLD MINE LIMITED | 41.2 bilioni |
| PANGEA MINERALS LTD | 28.7 bilioni |
| TANZANIA PETROLEUM DEVELOPMENT CORPORATION | 17.3 bilioni |
| RUVUMA COAL LIMITED | 6 bilioni |
| TANCOAL ENERGY LIMITED | 3.6 bilioni |
| STAMIGOLD COMPANY LIMITED | 3.5 bilioni |
| SANDVIK MINING AND CONSTRUCTION | 3.3 bilioni |
| DANGOTE CEMENT LTD | 2.8 bilioni |
| CATA MINING COMPANY LTD | 2.5 bilioni |
| MANTRA TANZANIA LTD | 2.3 bilioni |
| AUMS (T) LTD | 2.0 bilioni |
| TANGA CEMENT LTD | 1.6 bilioni |

MAPATO YA SERIKALI KULINGANA NA AINA ZA MALIPO KATIKA SEKTA YA MADINI, MAFUTA NA GESI ASILIA KWA 2020/21

| Na | Aina ya Malipo | Kiasi (TZS shilingi) | Asilimia |
|----|--|---------------------------|----------|
| | Malipo kwenda Tume ya Madini | 374,992,119,296.86 | 36.20 |
| 1 | Kodi ya pango kwa mwaka | 10,537,331,297.46 | 1.02 |
| 2 | Ada ya Ukaguzi na uondoshaji | 52,810,507,151.39 | 5.10 |
| 3 | Faini na Adhabu | 605,241,818.76 | 0.06 |
| 4 | Ada za Kijiolojia | 604,827,756.40 | 0.06 |
| 5 | Mrabaha wa madini | 310,434,211,272.85 | 29.97 |
| | Malipo yaliyopokelewa na Taasisi ya Maendeleo ya Petroli Tanzania (TPDC) | 111,327,545,027.67 | 10.75 |
| 6 | Mrabaha | - | - |
| 7 | Tozo za leseni | 1,138,951,290.77 | 0.11 |
| 8 | Tozo za Mafunzo | 1,447,730,091.11 | 0.14 |
| 9 | Mapato yanayotokana na ugawaji wa uzalishaji katika sekta ya Gesi na Mafuta | 105,909,011,520.91 | 10.22 |
| 10 | Mapato ya Gesi Kupitia usafirishaji - SONGAS | 2,831,852,124.88 | 0.27 |
| | Malipo yaliyolipwa Mamlaka ya Mapato Tanzania (Idara ya Walipa Kodi Wakubwa & Idara ya Mapato ya Ndani) | 523,297,183,607.72 | 50.51 |
| 11 | Kodi ya Kampuni | 478,906,781,309.97 | 46.23 |
| 12 | Tozo ya Kuendeleza Ufundi Stadi | 18,010,789,243.56 | 1.74 |
| 13 | Ushuru wa Forodha | 26,379,613,054.19 | 2.55 |
| | Malipo yaliyolipwa Halmashauri | 18,233,652,911.62 | 1.76 |
| 14 | Biharamulo Dc | 106,740,948.10 | 0.01 |
| 16 | Butihama Dc | 159,518,434.61 | 0.02 |
| 18 | Chunya Dc | 26,557,934.86 | 0.00 |
| 20 | Geita Dc | 2,213,981,009.00 | 0.21 |
| 22 | Geita Dc | 6,610,395,633.67 | 0.64 |
| 24 | Kahama Dc | 2,802,632,443.28 | 0.27 |
| 26 | Kishapu Dc | 31,909,300.39 | 0.00 |
| 28 | Mbinga Dc | 165,292,010.10 | 0.02 |

| <i>Na</i> | <i>Aina ya Malipo</i> | <i>Kiasi (TZS shilingi)</i> | <i>Asilimia</i> |
|-----------|---|-----------------------------|-----------------|
| 30 | <i>Msalala Dc</i> | 1,229,396,943.25 | 0.12 |
| 32 | <i>Musoma Dc</i> | 22,316,148.25 | 0.00 |
| 34 | <i>Songwe Dc</i> | 851,710,759.83 | 0.08 |
| 36 | <i>Tarime Dc</i> | 4,013,201,346.28 | 0.39 |
| | <i>Malipo yaliyolipwa Wizara ya Fedha na Mipango kupitia Msajili wa Hazina</i> | 8,117,974,040.00 | 0.78 |
| 37 | <i>Gawio la Serikali kutoka kwa kampuni ambazo serikali ina hisa</i> | 8,117,974,040.00 | 0.78 |
| | <i>Jumla Kuu</i> | 1,035,968,474,883.87 | 100.00 |

TAARIFA KUHUSU AJIRA ZILIZORIPOTIWA NA KAMPUNI 36

| Na | Kampuni | Ajira wageni | | Wazawa wenye ujuzi | | Wazawa wasio na Ujuzi | | Mishahara iliyolipwa | | |
|----|---|--------------|----|--------------------|-----|-----------------------|----|----------------------|--------------------|-----------------------|
| | | Me | ke | Me | Ke | Me | Ke | Wageni | Wazawa Wenye Ujuzi | Wazawa wasio na Ujuzi |
| 1 | GEITA GOLD MINING LIMITED | 51 | 1 | 1,669 | 206 | 111 | 22 | 29,998,702,822.52 | 119,126,685,859.00 | 5,580,543,041.00 |
| 2 | NORTH MARA GOLD MINE LIMITED | 51 | - | 736 | 58 | - | - | 25,234,566,321.77 | 40,237,374,687.67 | - |
| 3 | PAN AFRICAN ENERGY TANZANIA LIMITED | 1 | - | 91 | 19 | 2 | 2 | 1,455,335,845.14 | 15,802,646,250.00 | 7,770,655.00 |
| 4 | BULYANHULU GOLD MINE LIMITED | 71 | - | 1,041 | 105 | - | - | 15,501,620,594.20 | 25,707,816,150.04 | - |
| 5 | M&P EXPLORATION PRODUCTION TANZANIA LIMITED | 6 | 1 | 64 | 24 | - | - | 4,376,030,536.10 | 4,210,565,790.56 | - |
| 6 | SANDVIK MINING AND CONSTRUCTION TANZANIA LIMITED | - | - | - | - | - | - | 1,334,580,108.31 | 1,660,282,255.63 | - |
| 7 | PANGEA MINERALS LTD | 1 | - | 14 | 3 | - | - | - | 12,180,723,948.06 | - |
| 8 | SHANTA MINING COMPANY LIMITED | 6 | - | 732 | 49 | 79 | 5 | 1,531,788,977.91 | 21,409,927,108.12 | 749,640,538.27 |
| 9 | AUMS (T) LIMITED | 49 | 2 | 176 | 15 | 123 | 26 | 21,843,638,778.00 | 6,987,548,747.00 | 4,029,576,836.00 |
| 10 | CAPITAL DRILLING (T) LTD. | 16 | - | 193 | 4 | - | - | 1,009,638,506.40 | 4,757,158,800.00 | - |
| 11 | ORICA TANZANIA LIMITED | - | - | 7 | 2 | 44 | 2 | - | 1,196,924,362.80 | 2,570,204,061.60 |
| 12 | OXLEY LIMITED | 2 | 2 | 23 | 10 | - | - | 292,828,340.00 | 243,073,000.00 | - |
| 13 | SEA SALT LIMITED | 7 | - | 55 | 4 | 35 | 4 | 396,358,462.20 | 442,180,412.08 | 89,121,049.39 |
| 14 | TANCOAL ENERGY LIMITED | - | - | - | - | - | - | - | - | 4,761,645,772.00 |
| 15 | RUVUMA COAL LIMITED | - | - | 57 | 2 | 263 | 6 | - | 59,496,860.32 | 374,793,489.20 |
| 16 | DODSAL HYDROCARBONS & POWER (TANZANIA) PVT LTD. | 1 | - | 7 | 2 | - | - | 363,864,516.50 | 385,253,274.00 | - |
| 17 | GLOBELEQ TANZANIA SERVICES LIMITED | 2 | - | 52 | 4 | - | - | 1,487,786,970.77 | 7,045,632,413.06 | - |
| 18 | JAC RUK AFRICA LIMITED | 3 | - | 149 | 5 | 15 | 1 | 207,600,000.00 | 1,054,367,831.00 | 16,900,000.00 |
| 19 | WILLIAMSON DIAMONDS LTD. | - | - | - | - | - | - | 904,869,041.94 | 4,696,969,995.55 | 85,462,757.55 |
| 20 | STAMIGOLD COMPANY LTD | - | - | 195 | 43 | 59 | 2 | - | 6,176,858,980.55 | 131,712,000.00 |
| 21 | BUSOLWA MINING LIMITED | - | - | 37 | 3 | 93 | 8 | - | 107,097,471.00 | 52,711,855.00 |
| 22 | SHELL EXPLORATION AND PRODUCTION TANZANIA LIMITED | 1 | - | 9 | 9 | - | - | 2,280,763,103.12 | 3,992,183,115.96 | - |
| 23 | CATA MINING COMPANY LIMITED | 43 | 1 | 46 | 9 | 283 | 30 | 5,439,007,486.48 | 612,000,000.00 | 2,305,513,984.25 |
| 24 | EQUINOR TANZANIA AS | 3 | - | 8 | 6 | - | - | 2,337,021,216.46 | 2,354,737,323.00 | - |
| 25 | MANTRA TANZANIA LIMITED | 4 | - | 11 | 3 | - | - | 1,473,561,695.53 | 1,951,611,024.34 | - |
| 26 | AECI MINING TANZANIA LIMITED | 3 | - | 47 | 2 | - | - | 906,402,303.01 | 2,171,937,748.62 | - |

| | | | | | | | | | | |
|----|--|------------|-----------|--------------|------------|--------------|------------|---------------------------|---------------------------|--------------------------|
| 27 | MBOGO MINING AND GENERAL SUPPLY LIMITED | 1 | - | 29 | 5 | 20 | 4 | 46,190,800.00 | 268,736,800.97 | 200,000,000.00 |
| 28 | TANGA CEMENT PUBLIC LIMITED COMPANY | 5 | - | 235 | 29 | - | 1 | 4,744,111,471.37 | 9,942,000,000.00 | 19,644,000,000.00 |
| 29 | TANZANIA PORTLAND CEMENT COMPANY LIMITED | 10 | - | 217 | 30 | - | - | 5,660,680,108.76 | 12,068,651,692.04 | - |
| 30 | DANGOTE CEMENT LIMITED | 47 | 0 | 349 | 61 | - | - | - | 7,111,332,812.82 | - |
| 31 | PANAFRICAN MINING SERVICES (TANZANIA) LIMITED. | - | - | 13 | - | - | - | - | 798,645,041.06 | - |
| 32 | BEARING MAN GROUP TANZANIA LIMITED | 1 | - | 4 | - | - | - | 213,741,123.87 | 157,743,853.00 | - |
| 33 | MMG GOLD LIMITED | 5 | - | 20 | - | 140 | 20 | 9,185,521.90 | 2,986,190.48 | 995,396.83 |
| 34 | TOL GASES COMPANY LTD | 2 | - | 114 | - | - | - | 785,012,646.00 | 2,458,945,066.44 | - |
| 35 | MAWENI LIMESTONE CO.LTD | 48 | 5 | 291 | 24 | - | - | - | 4,521,773,500.00 | - |
| 36 | STATE MINING CORPORATION | - | - | 85 | 28 | 25 | 3 | - | 2,366,000,000.00 | 11,000,000,000.00 |
| | Jumla kuu | 393 | 12 | 6,776 | 764 | 1,292 | 136 | 129,834,887,298.26 | 324,267,868,365.16 | 20,987,235,436.08 |

Taarifa za Manunuzi ya Bidhaa na Huduma za Ndani ya Nchi zilizoripotiwa na Kampuni 34

| NA | JINA LA KAMPUNI | Bidhaa | Huduma |
|-----|--|--------------------|----------------------|
| 1. | GEITA GOLD MINING LIMITED | 223,749,335,245.90 | 1,075,039,487,315.67 |
| 2. | NORTH MARA GOLD MINE LIMITED | 300,610,090,522.08 | 176,330,779,705.11 |
| 3. | PAN AFRICAN ENERGY TANZANIA LIMITED | 198,504,743,928.07 | - |
| 4. | BULYANHULU GOLD MINE LIMITED | 193,992,401,017.20 | 178,968,537,834.34 |
| 5. | M&P EXPLORATION PRODUCTION TANZANIA LIMITED | 1,933,766,264.45 | 2,027,278,109.49 |
| 6. | SANDVIK MINING AND CONSTRUCTION TANZANIA LIMITED | 4,202,818,048.75 | - |
| 7. | PANGEA MINERALS LTD | 85,206,759,132.26 | 83,650,228,875.10 |
| 8. | SHANTA MINING COMPANY LIMITED | 174,440,143,045.32 | 86,336,458,212.60 |
| 9. | AUMS (T) LIMITED | 45,704,140,386.42 | 4,327,407,159.09 |
| 10. | ORICA TANZANIA LIMITED | 12,250,650,070.72 | - |
| 11. | ZEM DEVELOPMENT (T) CO. LIMITED | 763,073,406.20 | 123,067,665.90 |
| 12. | OXLEY LIMITED | 494,462,518.60 | 704,071,909.88 |
| 13. | SEA SALT LIMITED | 1,592,827,674.85 | 5,052,231,208.44 |
| 14. | TANCOAL ENERGY LIMITED | - | 2,839,417,867.10 |
| 15. | RUVUMA COAL LIMITED | 2,398,798,828.70 | 9,034,147,197.12 |
| 16. | DODSAL HYDROCARBONS & POWER (TANZANIA) PVT LTD. | - | 7,229,689,024.62 |

| | | | |
|-----|---|----------------------------|----------------------------|
| 17. | GLOBELEQ TANZANIA SERVICES LIMITED | - | 112,461,606.23 |
| 18. | JAC RIJK AFRICA LIMITED | 785,421,880.00 | 407,038,372.00 |
| 19. | WILLIAMSON DIAMONDS LTD. | 2,496,382,430.53 | 11,829,629,209.57 |
| 20. | STAMIGOLD COMPANY LTD | 36,233,098,528.39 | 1,158,903,096.95 |
| 21. | BUSOLWA MINING LIMITED | 1,703,598,110.01 | 1,139,883,624.76 |
| 22. | SHELL EXPLORATION AND PRODUCTION TANZANIA LIMITED | 83,610,198.03 | 7,653,255,334.88 |
| 23. | CATA MINING COMPANY LIMITED | 9,689,173,000.92 | 589,488,009.01 |
| 24. | EQUINOR TANZANIA AS | 209,794,318.76 | 9,978,754,100.68 |
| 25. | MANTRA TANZANIA LIMITED | 494,194,237.53 | 4,762,752,487.90 |
| 26. | AECI MINING TANZANIA LIMITED | 7,196,530,698.22 | 12,645,726,950.03 |
| 27. | MBOGO MINING AND GENERAL SUPPLY LIMITED | 5,006,526,610.54 | 386,309,777.90 |
| 28. | TANGA CEMENT PUBLIC LIMITED COMPANY | 58,257,494,918.72 | 15,139,483,524.60 |
| 29. | TANZANIA PORTLAND CEMENT COMPANY LIMITED | 185,460,036,880.54 | 176,984,110,295.32 |
| 30. | DANGOTE CEMENT LIMITED | 70,767,198,067.49 | 51,563,415,369.69 |
| 31. | PANAFRICAN MINING SERVICES (TANZANIA) LIMITED. | - | 897,236,609.06 |
| 32. | BEARING MAN GROUP TANZANIA LIMITED | 38,554,944.00 | - |
| 33. | MMG GOLD LIMITED | 4,366,320,798.00 | 2,761,313,925.22 |
| 34. | STATE MINING CORPORATION | 9,901,117,295.85 | 755,998,132.03 |
| | JUMLA KUU | 1,638,533,063,007.1 | 1,930,428,562,510.3 |

TAKWIMU ZA UWAJIBIKAJI WA KAMPUNI KWA JAMII (CSR) ZILZIZORIPOTIWA NA KAMPUNI 23

| Na | Jina la Kampuni | Miradi ya Elimu | Miradi ya Afya | Miradi ya Maji | Miradi ya Ujenzi wa Miundombinu | Miradi ya kuendelea Michezo na Shughuli za Burudani | Miradi ya Uwezeshaji Kiuchumi | Mradi wa kutu Mazi ngira | Michango ya Huduma | Michango/Mali po Menginayo |
|----|-----------------|-----------------|----------------|----------------|---------------------------------|---|-------------------------------|--------------------------|--------------------|----------------------------|
|----|-----------------|-----------------|----------------|----------------|---------------------------------|---|-------------------------------|--------------------------|--------------------|----------------------------|

| | | | | | | | | | | |
|-----------|------------------|------------------|------------------|------------------|---------------|------------------|---------------|----------------|--------------------|-------|
| N | | | | | | | | | | 00.00 |
| JUMLA KUU | 7,721,664,659.55 | 4,616,632,733.24 | 1,451,271,167.74 | 5,297,322,100.42 | 96,191,158.81 | 4,754,439,147.83 | 63,566,956.85 | 448,000,392.98 | 141,511,895.931.42 | |

TAARIFA ZA UZALISHAJI WA MADINI, MAFUTA NA GESI ASILIA

UZALISHAJI WA MADINI

| Type of Mineral | Unit of Measure | Weight | Total Value (TZS) |
|-------------------------------------|-----------------|---------------|-----------------------------|
| <i>Almasi</i> | <i>karati</i> | 50,013.98 | 18,240,764,039.23 |
| <i>Ghahabu (wachimbaji wakubwa)</i> | <i>Kilo</i> | 32,753.91 | 4,510,863,663,705.69 |
| <i>Dhahabu (Wachimbaji wa kati)</i> | <i>Kilo</i> | 5,856.13 | 407,498,856,066.55 |
| <i>Dhahabu (Wachimbaji wadogo)</i> | <i>Kilo</i> | 16,993.70 | 2,103,968,531,460.24 |
| <i>Fedha</i> | <i>Kilo</i> | 7,357.78 | 13,789,699,135.72 |
| <i>Tanzaniti (iliyochakatwa)</i> | <i>Karati</i> | 140,594.70 | 28,419,399,036.35 |
| <i>Tanzaniti (Ghafi)</i> | <i>Kilo</i> | 8,934.12 | 29,529,605,520.90 |
| <i>Tanzaniti (Rough)</i> | <i>Kilo</i> | 90,364.51 | 2,019,749,372.06 |
| <i>Vito vingine</i> | <i>Kilo</i> | 17,076,547.71 | 31,028,151,699.26 |
| <i>Jasi</i> | <i>Tani</i> | 366.93 | 374,384,705.21 |
| <i>Madini ya Metali</i> | <i>Tani</i> | 47,727.81 | 18,960,136,719.83 |
| <i>Madini ya Bati</i> | <i>Kilo</i> | 120,373.77 | 4,043,099,303.66 |
| <i>Shaba</i> | <i>Tani</i> | 11,635.94 | 223,910,221,241.60 |
| <i>Madini ya Ujenzi</i> | <i>Tani</i> | 10,642,751.49 | 222,028,204,716.02 |
| <i>Makaa ya Mawe</i> | <i>Tani</i> | 744,923.46 | 228,815,480,019.67 |
| <i>Madini Ujenzi</i> | <i>Tani</i> | 23,235,319.93 | 346,156,170,272.63 |
| JUMLA KUU | | | 8,189,646,117,014.64 |

TAARIFA ZA UZALISHAJI WA GESI ASILIA

| Jina la Kampuni | Eneo la uzalishaji | Uzalishaji (Mmscf) | Thamani(TZS) |
|--|---------------------------|---------------------------|---------------------------|
| <i>Maurel & Prom Company Limited</i> | <i>Mnazi Bay</i> | 28,834.4 | 219,546,590,697.76 |
| <i>Pan African Energy Tanzania Limited</i> | <i>Songosongo</i> | 33,021.9 | 64,388,661,438.36 |
| JUMLA KUU | | 61,856.3 | 283,935,252,136.12 |

Kampuni tano za kwanza nilizolipa Kodi ya Kampuni kwa mwaka wa fedha 2020/2021

